

Quilts for Las Vegas Victims


Make blocks with white for the corner square and outer strips ("Block A" in instructions). Use white and bright, cheerful-colored fabrics. Cut them into strips that are 2.5" wide. Sew with the usual $\frac{1}{4}$ " seam.

You will need a white or light-colored strip 2.5" wide and at least 32.5" long. Cut it into


- 1 strip 10.5" long
- 1 strip 8.5" long
- 1 strip 6.5" long
- 1 strip 4.5" long
- 1 square 2.5" on each side

You will need a colorful strip 2.5" wide and at least 22" long. Cut it into


- 1 strip 8.5" long
- 1 strip 6.5" long
- 1 strip 4.5" long
- 1 square 2.5" on each side




1. Start with a white 2.5" square and sew the colorful 2.5" square to one side. Press. Sew the colorful 4.5" strip to one side. Press.



2. Add the white 4.5" strip. Press. Add the white 6.5" strip. Press.



3. Add the colorful 6.5" strip. Press. Add the colorful 8.5" strip. Press.



4. Add the white 8.5" strip. Press. Add the white 10.5" strip. Press.

The finished block (shown in photo 4) will measure 10.5" square. When sewn together, the blocks will be ten inches square.